

VACCINES

Vaccination is one of the best ways to protect your flock from disease. Irvine’s supplies high quality vaccines for the small scale market allowing the farmer, you, to use quality vaccines at affordable prices to protect your income.

\* Available at Select Outlets only

- 1. **Transport:** Vaccines must be kept between 2°C and 8°C and protected from direct sunlight at all times.
- 2. **Preparation:** Do not use detergents or disinfectants to clean the container that the vaccine will be prepared in. Use **Aviblue** (available for sale) to stabilise the water that will be used for vaccination. Open vaccine under water and mix gently.
- 3. **Administration:** Remove water from birds for 1 hour before vaccination. Fill fonts with the prepared vaccine. This must be the only water source for the next hour. Fill fonts once vaccine has been consumed.

ZIMVET SERVICES

\* Available in Zimbabwe only

- |  |  |
|--|--|
| <b>1. Broiler Monitoring</b> <ul style="list-style-type: none"><li>a. Hygiene - Boot swabs, Open Plates and Contact Plates</li><li>b. Blood sampling – IBD, IB, ND</li></ul> | <b>2. Layer Monitoring</b> <ul style="list-style-type: none"><li>a. Hygiene - Boot swabs, Open Plates and Contact Plates</li><li>b. Blood sampling – IBD, IB, ND, MG, IB, ND and AE</li></ul>  |
| <b>3. Serology Tests</b> <ul style="list-style-type: none"><li>a. ELISA – Avian Reovirus, MS, Avian Pneumovirus, CAV, AE, MS, MG, EDS and Salmonella Enteriditis</li></ul>   | <b>4. Microbial Tests</b> <ul style="list-style-type: none"><li>a. Microbiology – Salmonella Isolation, Coliforms and E. Coli in water, Total Viable counts in water, Surface swabs (Total Counts and Coliform Counts), Hand swabs and Aspergillus Isolation.</li><li>b. Culture and identification</li><li>c. Sensitivity tests</li><li>d. Fungal Isolation</li></ul> |
| <b>5. Feed Analysis</b> <ul style="list-style-type: none"><li>a. Crude protein, Moisture, Ash, Calcium, Phosphorous, Sodium, Crude fat and Urease</li></ul>                  |  |
| <b>6. Veterinary Technical Services</b> <ul style="list-style-type: none"><li>a. Consultations</li><li>b. Post mortem Diagnosis</li><li>c. Poultry Farm visits</li></ul>     |  |



Trust earned.

IRVINE’S  
One Stop Product Range



IRVINE’S ZIMBABWE (PVT) LTD

T: +263-4-610029/33  
F: +263-4-614270  
FL: +263-0-772131 973-82  
E: admin@irvines.co.zw  
www.irvineschicken.co.zw

Postal Address

P.O. Box 815, Waterfalls, Harare, Zimbabwe

Physical Address

Henley Drive Extension, Waterfalls, Harare, Zimbabwe





# IRVINE'S

## One Stop Product Range



Irvine's have been producing chicken in Southern Africa since the 1950's and in this time, our company has grown from **a single room in a home to producing over 1,5 million day old chicks per week across Zimbabwe, Mozambique and Botswana.** With roots in Zimbabwe Irvine's has expanded to cater for Africa's growing appetite for the finest poultry products. The story doesn't end there, today Irvine's reach extends to over 20 countries across Africa, in which we support local industries through the supply of Cobb Broilers, Nutritional products, Animal Health products, Equipment and Technical support.


Furthermore, wherever Irvine's works, we work to uplift communities. Investing in training programs to assist people - particularly the youth - to develop skills and earn income. **Irvine's are seeding prosperity in rural areas whilst nourishing the entrepreneurial spirit of Africa.**

### STRESSPAC

Stresspac is ideal for use anytime a bird experiences heat stress, dehydration or any other stress to ensure improved performance of your flock.

Stresspac contains Vitamin C, E and Biotin which are essential in combating heat and other stresses whilst additional vitamins and electrolytes replace what is lost during stress or dehydration.

Stresspac should be used throughout the first seven days of life to overcome initial transport and placement stress and then whenever your birds are stressed such as during vaccination or when additional handling of the birds is required.



### DISINFECTANTS

**VET SUPERWASH** is an excellent degreaser that can be used in both chicken houses and abattoirs as it is food safe.

**VET ULTRACIDE** is a very strong disinfectant with three active ingredients. Microbes are unable to develop resistance. Use to disinfect chicken house after washing with a detergent. **VET ULTRACIDE** contains Formalin in addition to the active ingredients found in **VET GL 20**.

**VET GL 20** is an effective disinfectant with two active ingredients. Use to disinfect chicken house after washing with a detergent.

**VET FLUID-O** is a disinfectant specifically formulated for treating floors and footbaths. Available in 250ml bottles for convenience.



### CLEANING PROGRAM

#### 1. DRY CLEAN

- Chicken house must have no birds inside when cleaning begins
- Remove all bedding and manure from property. Sweep clean
- Remove all unused feed
- Clean all dust and dirt from the building, ceiling included
- Dry Clean equipment

#### 2. WET CLEAN

- Rinse off the entire house and equipment with water
- Use a detergent such as **VET SUPERWASH** to clean the entire house.
- Allow the foam to be in contact for the recommended time required
- Wash from the top down. If the house has curtains, special attention must be given to cleaning the outside and inside of the curtain.
- NB - Wet clean before you disinfect
- Removed equipment must be washed with a detergent.


#### 3. DISINFECTION

- Once the house has been washed, allow to dry and then disinfect
- Use products such as **VET ULTRACIDE OR VET GL 20**
- Spray the entire house from top to bottom

#### 4. EARTH FLOORS AND FOOTBATH

- Treat floors with **VET FLUID-O**
- Use **VET FLUID-O** in footbaths and change solution as required (2-3 times per week).

### EQUIPMENT




**3 & 4 L fonts**  
3 Fonts per 100 chicks  
From day 1 to day 7



**12L font**  
1 Font per 100 birds  
From day 7 to end of cycle

High quality drinkers which are extremely durable. They can be suspended and are height adjustable to maintain the best drinking height during your chickens growth. Graduated for medicinal use with domed tops to reduce perching.



**Round Chick tray**  
• 3 trays per 100 chicks  
• From day 1 to 7



**Square Chick tray**  
3 trays per 100 chicks  
From day 1 to 7

Chick Trays: These are essential during the brooding period as they are low enough for the chicks to easily reach the feed. Ridges reduce feed spillage thus saving on feed cost.



**Min Max thermometer**

Gives minimum temperature, maximum temperature and current temperature allowing the farmer to know the range of temperature in the house and current temperature at a glance.



**Tube Feeder**  
• 1 per 100 birds  
• From day 7 to end of cycle

Increased inner cone size for increased feed flow. Four struts for added stability. Electroplated metal parts to prevent corrosion and increases longevity.



**175 watt heating lamp**  
Day 1 to 21 days

Provides heating for chicks. Uses electricity and is easy to install.



**Lamp Holder**

Used in conjunction with the heating lamp

### MEDICATION

**ESB<sub>3</sub>** is used in the treatment of coccidiosis and infectious coryza. Water soluble for ease of application. Quick acting with no adverse effects on feed intake or shell quality.

**Tylosin Tartrate Pure Phenix** can be used in the control of Mycoplasmosis. Water soluble for ease of administration. Is a small molecule making it rapidly absorbed by the intestinal tract.

**Fosbac+T** is effective against Salmonella infections, infectious Coryza and bacterial organisms. Is non-toxic and includes an energizer. Water soluble for ease of administration.

**Cosumix Plus** is used to treat bacterial infections. Effective against Air-sac disease, CRD complications, fowl cholera and infectious coryza. Water soluble for ease of administration.

